

Script generated by TTT

Title: profile1 (28.05.2013)

Date: Tue May 28 12:04:37 CEST 2013

Duration: 86:47 min

Pages: 67

- **Example:** Facility location problems: Objective function on  $d(u,v)$ : e.g. minimax (minimize maximal distance (e.g.: hospital emergency)) → can be mapped to social case

- For the moment:  $G$  is **undirected and unweighted** (e.g. "friendship"). Mapping to weighted and / or directed case is possible.

- **Eccentricity**  $e(u) = \max\{d(u,v); v \in V\}$



- **Competitive objective:** Given number of competitors: where to open a store (Customers will just choose store based on minimal distance)?

- **Social Problem:** Example: find "social ecological niche" (do computer scientists try to find a partner at a computer science party or at social science parties?) ☺

- **Formalization:** For  $u, v : \gamma_u(v) = \text{number of vertices closer to } u \text{ than to } v$ ; If one salesman selects  $u$  and competitor selects  $v$  as locations, the first will have

$$\gamma_u(v) + \frac{1}{2}(|V| - \gamma_u(v) - \gamma_v(u)) = \frac{1}{2}|V| + \frac{1}{2}(\gamma_u(v) - \gamma_v(u))$$

customers

- **Competitive objective:** Given number of competitors: where to open a store (Customers will just choose store based on minimal distance)?

- **Social Problem:** Example: find "social ecological niche" (do computer scientists try to find a partner at a computer science party or at social science parties?) ☺

- **Formalization:** For  $u, v : \gamma_u(v) = \text{number of vertices closer to } u \text{ than to } v$ ; If one salesman selects  $u$  and competitor selects  $v$  as locations, the first will have

$$\gamma_u(v) + \frac{1}{2}(|V| - \gamma_u(v) - \gamma_v(u)) = \frac{1}{2}|V| + \frac{1}{2}(\gamma_u(v) - \gamma_v(u))$$

customers



- **Competitive objective:** Given number of competitors: where to open a store (Customers will just choose store based on minimal distance)?
- **Social Problem:** Example: find “social ecological niche” (do computer scientists try to find a partner at a computer science party or at social science parties?) ☺
- **Formalization:** For  $u, v : \gamma_u(v)$ =number of vertices closer to  $u$  than to  $v$ ; If one salesman selects  $u$  and competitor selects  $v$  as locations, the first will have

$$\gamma_u(v) + \frac{1}{2}(|V| - \gamma_u(v) - \gamma_v(u)) = \frac{1}{2}|V| + \frac{1}{2}(\gamma_u(v) - \gamma_v(u))$$

customers



- **Competitive objective:** Given number of competitors: where to open a store (Customers will just choose store based on minimal distance)?
- **Social Problem:** Example: find “social ecological niche” (do computer scientists try to find a partner at a computer science party or at social science parties?) ☺
- **Formalization:** For  $u, v : \gamma_u(v)$ =number of vertices closer to  $u$  than to  $v$ ; If one salesman selects  $u$  and competitor selects  $v$  as locations, the first will have

$$\gamma_u(v) + \frac{1}{2}(|V| - \gamma_u(v) - \gamma_v(u)) = \frac{1}{2}|V| + \frac{1}{2}(\gamma_u(v) - \gamma_v(u))$$

customers



- **Competitive objective:** Given number of competitors: where to open a store (Customers will just choose store based on minimal distance)?
- **Social Problem:** Example: find “social ecological niche” (do computer scientists try to find a partner at a computer science party or at social science parties?) ☺
- **Formalization:** For  $u, v : \gamma_u(v)$ =number of vertices closer to  $u$  than to  $v$ ; If one salesman selects  $u$  and competitor selects  $v$  as locations, the first will have

$$\gamma_u(v) + \frac{1}{2}(|V| - \gamma_u(v) - \gamma_v(u)) = \frac{1}{2}|V| + \frac{1}{2}(\gamma_u(v) - \gamma_v(u))$$

customers



- →Competitor will want to minimize

$$f(u, v) = \gamma_u(v) - \gamma_v(u)$$

- → **Possible centrality index:** First salesman knows the strategy of the competitor and calculates for each location the worst case:

$$c(u) = \min_v \{f(u, v) : v \in V / \{u\}\}$$

- $c(u)$  is called centroid value: **measures the advantage of location  $u$  compared to other locations:** Minimal loss of customers if he choses  $u$  and a competitor choses  $v$



- → Competitor will want to minimize

$$f(u, v) = \gamma_u(v) - \gamma_v(u)$$

- → **Possible centrality index**: First salesman knows the strategy of the competitor and calculates for each location the worst case:

$$c(u) = \min_v \{f(u, v) : v \in V / \{u\}\}$$

- $c(u)$  is called centroid value: **measures the advantage of location u compared to other locations**: Minimal loss of customers if he choses u and a competitor choses v



- → Competitor will want to minimize

$$f(u, v) = \gamma_u(v) - \gamma_v(u)$$

- → **Possible centrality index**: First salesman knows the strategy of the competitor and calculates for each location the worst case:

$$c(u) = \min_v \{f(u, v) : v \in V / \{u\}\}$$

- $c(u)$  is called centroid value: **measures the advantage of location u compared to other locations**: Minimal loss of customers if he choses u and a competitor choses v



- → Competitor will want to minimize

$$f(u, v) = \gamma_u(v) - \gamma_v(u)$$

- → **Possible centrality index**: First salesman knows the strategy of the competitor and calculates for each location the worst case:

$$c(u) = \min_v \{f(u, v) : v \in V / \{u\}\}$$

- $c(u)$  is called centroid value: **measures the advantage of location u compared to other locations**: Minimal loss of customers if he choses u and a competitor choses v



- **Heuristic**: If a vertex is part of many shortest paths → “much information will run through it” if information is routed along shortest paths

- **Social analogon**: People that are asked to contribute to a workflow more often than others

- → **A vertex v is more central the more shortest paths run through it.** Let  $\sigma_{ab}(v)$  denote the number of shortest paths from node a to node b containing v.  $\sigma_{ab}(v)$  can be >1 if there there are several paths with the same minimal length

stress centrality:  $c(v) = \sum_{a \in V; a \neq v} \sum_{b \in V; b \neq v} \sigma_{ab}(v)$



- **Heuristic:** If a vertex is part of many shortest paths → “much information will run through it” if information is routed along shortest paths
- **Social analogon:** People that are asked to contribute to a workflow more often than others
- → **A vertex  $v$  is more central the more shortest paths run through it.** Let  $\sigma_{ab}(v)$  denote the number of shortest paths from node  $a$  to node  $b$  containing  $v$ .  $\sigma_{ab}(v)$  can be  $>1$  if there are several paths with the same minimal length

stress centrality: 
$$c(v) = \sum_{a \in V; a \neq v} \sum_{b \in V; b \neq v} \sigma_{ab}(v)$$



- **Shortest Path Betweenness (SPB) centrality** is then:

$$c(v) = \sum_{a \neq v} \sum_{b \neq v} \delta_{ab}(v)$$

- **Interpretation:** Control that  $v$  exerts on the communication in the graph
- Also applicable to disconnected graphs
- Algorithm by Ulrik Brandes computes SPB in  $O(|V||E| + |V|^2 \log |V|)$  time



- Again assume that communication (workflows etc.) happen along shortest paths only. Let

$$\delta_{ab}(v) = \frac{\sigma_{ab}(v)}{\sigma_{ab}}$$

with  $\sigma_{ab}$ : total number of shortest paths between nodes  $a$  and  $b$ .

**Interpretation.** Probability that  $v$  is involved in a communication between  $a$  and  $b$



- Define  $c_{\text{SPB}}$  for **edges** analogously

$$c(e) = \sum_{a \in V} \sum_{b \in V} \delta_{ab}(e)$$

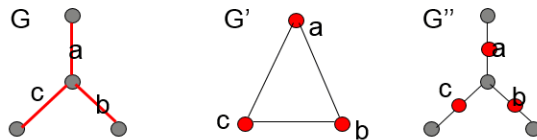
- **Possible:** Interpret quantity  $\delta_{ab}(v)$  as general relative information flow through  $v$  (“rush”)
- **Other variants:** Instead of shortest paths between  $a$  and  $b$  regard
  - the set of all paths
  - the set of the  $k$ -shortest paths (interesting for social case; choose small  $k$ )
  - the set of the  $k$ -shortest node disjoint paths
  - the set of paths not longer than  $(1+\epsilon)d(a,b)$



## Deriving edge centralities from vertex centralities

- What **we have seen so far**: Various centrality measures mostly for vertices (based on degree, closeness, betweenness)
- → **Formal** way to translate a given vertex centrality index to a **corresponding edge centrality**: Apply the given vertex centrality to a transformed version of  $G$ , the edge graph
- Given original  $G=(V,E)$  then the **edge graph**  $G'=(E,K)$  is defined by taking original edges as vertices. Two original edges are connected in  $G'$  if they are originally incident to the same original node.
- Size of  $G'$  may be quadratic (w.r.t. number of nodes) compared to  $G$

## Deriving edge centralities from vertex centralities

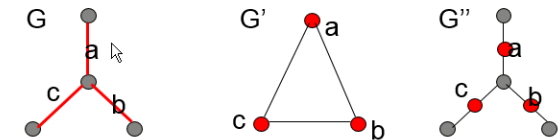


- **Remember**: Vertex stress centrality for node  $x$ : Number of shortest paths that use  $x$ ; Straightforward version for edge  $e$ : Number of shortest paths that use  $e$ ;
- → **Upper Example**:  $G$ : Stress centrality of edge  $a$  would be 3; But in edge graph  $G'$  stress centrality of original edge  $a$  (now a node) is 0.
- → Formal translations of vertex centrality indices to edge centralities with edge graphs are **not well suited** for all purposes
- → Introduce **incidence graph**  $G''$ : Each original edge is split by new "edge vertex" that represents the edge → Now vertex indices can be applied, preserving the intuition.

## Deriving edge centralities from vertex centralities

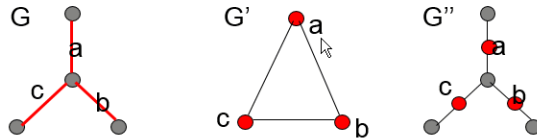
- What **we have seen so far**: Various centrality measures mostly for vertices (based on degree, closeness, betweenness)
- → **Formal** way to translate a given vertex centrality index to a **corresponding edge centrality**: Apply the given vertex centrality to a transformed version of  $G$ , the edge graph
- Given original  $G=(V,E)$  then the **edge graph**  $G'=(E,K)$  is defined by taking original edges as vertices. Two original edges are connected in  $G'$  if they are originally incident to the same original node.
- Size of  $G'$  may be quadratic (w.r.t. number of nodes) compared to  $G$

## Deriving edge centralities from vertex centralities



- **Remember**: Vertex stress centrality for node  $x$ : Number of shortest paths that use  $x$ ; Straightforward version for edge  $e$ : Number of shortest paths that use  $e$ ;
- → **Upper Example**:  $G$ : Stress centrality of edge  $a$  would be 3; But in edge graph  $G'$  stress centrality of original edge  $a$  (now a node) is 0.
- → Formal translations of vertex centrality indices to edge centralities with edge graphs are **not well suited** for all purposes
- → Introduce **incidence graph**  $G''$ : Each original edge is split by new "edge vertex" that represents the edge → Now vertex indices can be applied, preserving the intuition.

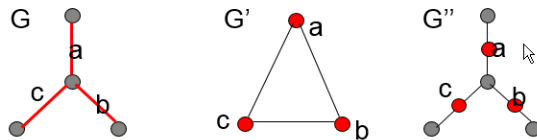
## Deriving edge centralities from vertex centralities



- **Remember:** Vertex stress centrality for node  $x$ : Number of shortest paths that use  $x$ ; Straightforward version for edge  $e$ : Number of shortest paths that use  $e$ ;
- → **Upper Example:**  $G$ : Stress centrality of edge  $a$  would be 3; But in edge graph  $G'$  stress centrality of original edge  $a$  (now a node) is 0.
- → Formal translations of vertex centrality indices to edge centralities with edge graphs are **not well suited** for all purposes
- → Introduce **incidence graph**  $G''$ : Each original edge is split by new "edge vertex" that represents the edge → Now vertex indices can be applied, preserving the intuition.



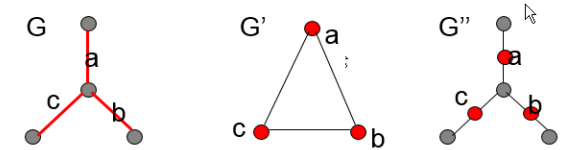
## Deriving edge centralities from vertex centralities



- **Remember:** Vertex stress centrality for node  $x$ : Number of shortest paths that use  $x$ ; Straightforward version for edge  $e$ : Number of shortest paths that use  $e$ ;
- → **Upper Example:**  $G$ : Stress centrality of edge  $a$  would be 3; But in edge graph  $G'$  stress centrality of original edge  $a$  (now a node) is 0.
- → Formal translations of vertex centrality indices to edge centralities with edge graphs are **not well suited** for all purposes
- → Introduce **incidence graph**  $G''$ : Each original edge is split by new "edge vertex" that represents the edge → Now vertex indices can be applied, preserving the intuition.



## Deriving edge centralities from vertex centralities



- **Remember:** Vertex stress centrality for node  $x$ : Number of shortest paths that use  $x$ ; Straightforward version for edge  $e$ : Number of shortest paths that use  $e$ ;
- → **Upper Example:**  $G$ : Stress centrality of edge  $a$  would be 3; But in edge graph  $G'$  stress centrality of original edge  $a$  (now a node) is 0.
- → Formal translations of vertex centrality indices to edge centralities with edge graphs are **not well suited** for all purposes
- → Introduce **incidence graph**  $G''$ : Each original edge is split by new "edge vertex" that represents the edge → Now vertex indices can be applied, preserving the intuition.



## Vitality

- **Intuition:** Measure importance of vertex (or edge) by the **difference of a given quality measure**  $q$  on  $G$  with or without the vertex (edge):

$$\rightarrow \text{Vitality } v(x) \text{ of graph element } x : v(x) = q(G) - q(G \setminus \{x\})$$

- **Example 1 for quality measure  $q$ : Flow:**

- Given directed graph  $G$  with positive edge weights  $w$  modeling capacities. The flow  $f(s,t)$  from node  $s$  (source) to node  $t$  (sink) is defined as:

$$f(s,t) = \sum_{e \in \{\text{Out-Edges of } s\}} \tilde{f}(e) = \sum_{e \in \{\text{In-Edges of } t\}} \tilde{f}(e)$$

- where the local flows  $\tilde{f}$  respect capacity constraints:  $0 \leq \tilde{f}(e) \leq w(e)$  and balance conditions:

$$\forall v \in V \setminus \{s,t\} : \sum_{e \in \{\text{Out-Edges of } v\}} \tilde{f}(e) = \sum_{e \in \{\text{In-Edges of } v\}} \tilde{f}(e)$$



## Vitality

- **Intuition:** Measure importance of vertex (or edge) by the **difference of a given quality measure**  $q$  on  $G$  with or without the vertex (edge):

- $\rightarrow$  Vitality  $v(x)$  of graph element  $x$  :  $v(x) = q(G) - q(G \setminus \{x\})$

- **Example 1 for quality measure  $q$ : Flow:**

- Given directed graph  $G$  with positive edge weights  $w$  modeling capacities. The flow  $f(s,t)$  from node  $s$  (source) to node  $t$  (sink) is defined as:

$$f(s,t) = \sum_{e \in \{Out-Edges\ of\ s\}} \tilde{f}(e) = \sum_{e \in \{In-Edges\ of\ t\}} \tilde{f}(e)$$

where the local flows  $\tilde{f}$  respect capacity constraints:  $0 \leq \tilde{f}(e) \leq w(e)$  and balance conditions:

$$\forall v \in V \setminus \{s,t\} : \sum_{e \in \{Out-Edges\ of\ v\}} \tilde{f}(e) = \sum_{e \in \{In-Edges\ of\ v\}} \tilde{f}(e)$$



## Vitality

- **Intuition:** Measure importance of vertex (or edge) by the **difference of a given quality measure**  $q$  on  $G$  with or without the vertex (edge):

- $\rightarrow$  Vitality  $v(x)$  of graph element  $x$  :  $v(x) = q(G) - q(G \setminus \{x\})$

- **Example 1 for quality measure  $q$ : Flow:**

- Given directed graph  $G$  with positive edge weights  $w$  modeling capacities. The flow  $f(s,t)$  from node  $s$  (source) to node  $t$  (sink) is defined as:

$$f(s,t) = \sum_{e \in \{Out-Edges\ of\ s\}} \tilde{f}(e) = \sum_{e \in \{In-Edges\ of\ t\}} \tilde{f}(e)$$

where the local flows  $\tilde{f}$  respect capacity constraints:  $0 \leq \tilde{f}(e) \leq w(e)$  and balance conditions:

$$\forall v \in V \setminus \{s,t\} : \sum_{e \in \{Out-Edges\ of\ v\}} \tilde{f}(e) = \sum_{e \in \{In-Edges\ of\ v\}} \tilde{f}(e)$$



## Vitality

- **Intuition:** Measure importance of vertex (or edge) by the **difference of a given quality measure**  $q$  on  $G$  with or without the vertex (edge):

- $\rightarrow$  Vitality  $v(x)$  of graph element  $x$  :  $v(x) = q(G) - q(G \setminus \{x\})$

- **Example 1 for quality measure  $q$ : Flow:**

- Given directed graph  $G$  with positive edge weights  $w$  modeling capacities. The flow  $f(s,t)$  from node  $s$  (source) to node  $t$  (sink) is defined as:

$$f(s,t) = \sum_{e \in \{Out-Edges\ of\ s\}} \tilde{f}(e) = \sum_{e \in \{In-Edges\ of\ t\}} \tilde{f}(e)$$

where the local flows  $\tilde{f}$  respect capacity constraints:  $0 \leq \tilde{f}(e) \leq w(e)$  and balance conditions:

$$\forall v \in V \setminus \{s,t\} : \sum_{e \in \{Out-Edges\ of\ v\}} \tilde{f}(e) = \sum_{e \in \{In-Edges\ of\ v\}} \tilde{f}(e)$$



## Vitality

- **Intuition:** Measure importance of vertex (or edge) by the **difference of a given quality measure**  $q$  on  $G$  with or without the vertex (edge):

- $\rightarrow$  Vitality  $v(x)$  of graph element  $x$  :  $v(x) = q(G) - q(G \setminus \{x\})$

- **Example 1 for quality measure  $q$ : Flow:**

- Given directed graph  $G$  with positive edge weights  $w$  modeling capacities. The flow  $f(s,t)$  from node  $s$  (source) to node  $t$  (sink) is defined as:

$$f(s,t) = \sum_{e \in \{Out-Edges\ of\ s\}} \tilde{f}(e) = \sum_{e \in \{In-Edges\ of\ t\}} \tilde{f}(e)$$

where the local flows  $\tilde{f}$  respect capacity constraints:  $0 \leq \tilde{f}(e) \leq w(e)$  and balance conditions:

$$\forall v \in V \setminus \{s,t\} : \sum_{e \in \{Out-Edges\ of\ v\}} \tilde{f}(e) = \sum_{e \in \{In-Edges\ of\ v\}} \tilde{f}(e)$$



## Vitality

- **Intuition:** Measure importance of vertex (or edge) by the **difference of a given quality measure**  $q$  on  $G$  with or without the vertex (edge):

- $\rightarrow$  Vitality  $v(x)$  of graph element  $x$  :  $v(x) = q(G) - q(G \setminus \{x\})$

- **Example 1 for quality measure  $q$ : Flow:**

- Given directed graph  $G$  with positive edge weights  $w$  modeling capacities. The flow  $f(s,t)$  from node  $s$  (source) to node  $t$  (sink) is defined as:

$$f(s,t) = \sum_{e \in \{Out-Edges\ of\ s\}} \tilde{f}(e) = \sum_{e \in \{In-Edges\ of\ t\}} \tilde{f}(e)$$

where the local flows  $\tilde{f}$  respect capacity constraints:  $0 \leq \tilde{f}(e) \leq w(e)$  and balance conditions:

$$\forall v \in V \setminus \{s,t\} : \sum_{e \in \{Out-Edges\ of\ v\}} \tilde{f}(e) = \sum_{e \in \{In-Edges\ of\ v\}} \tilde{f}(e)$$



## Vitality

- **Intuition:** Measure importance of vertex (or edge) by the **difference of a given quality measure**  $q$  on  $G$  with or without the vertex (edge):

- $\rightarrow$  Vitality  $v(x)$  of graph element  $x$  :  $v(x) = q(G) - q(G \setminus \{x\})$

- **Example 1 for quality measure  $q$ : Flow:**

- Given directed graph  $G$  with positive edge weights  $w$  modeling capacities. The flow  $f(s,t)$  from node  $s$  (source) to node  $t$  (sink) is defined as:

$$f(s,t) = \sum_{e \in \{Out-Edges\ of\ s\}} \tilde{f}(e) = \sum_{e \in \{In-Edges\ of\ t\}} \tilde{f}(e)$$

where the local flows  $\tilde{f}$  respect capacity constraints:  $0 \leq \tilde{f}(e) \leq w(e)$  and balance conditions:

$$\forall v \in V \setminus \{s,t\} : \sum_{e \in \{Out-Edges\ of\ v\}} \tilde{f}(e) = \sum_{e \in \{In-Edges\ of\ v\}} \tilde{f}(e)$$



## Vitality

- **Intuition:** Measure importance of vertex (or edge) by the **difference of a given quality measure**  $q$  on  $G$  with or without the vertex (edge):

- $\rightarrow$  Vitality  $v(x)$  of graph element  $x$  :  $v(x) = q(G) - q(G \setminus \{x\})$

- **Example 1 for quality measure  $q$ : Flow:**

- Given directed graph  $G$  with positive edge weights  $w$  modeling capacities. The flow  $f(s,t)$  from node  $s$  (source) to node  $t$  (sink) is defined as:

$$f(s,t) = \sum_{e \in \{Out-Edges\ of\ s\}} \tilde{f}(e) = \sum_{e \in \{In-Edges\ of\ t\}} \tilde{f}(e)$$

where the local flows  $\tilde{f}$  respect capacity constraints:  $0 \leq \tilde{f}(e) \leq w(e)$  and balance conditions:

$$\forall v \in V \setminus \{s,t\} : \sum_{e \in \{Out-Edges\ of\ v\}} \tilde{f}(e) = \sum_{e \in \{In-Edges\ of\ v\}} \tilde{f}(e)$$



## Vitality

- **Intuition:** Measure importance of vertex (or edge) by the **difference of a given quality measure**  $q$  on  $G$  with or without the vertex (edge):

- $\rightarrow$  Vitality  $v(x)$  of graph element  $x$  :  $v(x) = q(G) - q(G \setminus \{x\})$

- **Example 1 for quality measure  $q$ : Flow:**

- Given directed graph  $G$  with positive edge weights  $w$  modeling capacities. The flow  $f(s,t)$  from node  $s$  (source) to node  $t$  (sink) is defined as:

$$f(s,t) = \sum_{e \in \{Out-Edges\ of\ s\}} \tilde{f}(e) = \sum_{e \in \{In-Edges\ of\ t\}} \tilde{f}(e)$$

where the local flows  $\tilde{f}$  respect capacity constraints:  $0 \leq \tilde{f}(e) \leq w(e)$  and balance conditions:

$$\forall v \in V \setminus \{s,t\} : \sum_{e \in \{Out-Edges\ of\ v\}} \tilde{f}(e) = \sum_{e \in \{In-Edges\ of\ v\}} \tilde{f}(e)$$





## Vitality

- Computing a **flow**  $f: E \rightarrow \mathbb{R}$  of maximum value (tweaking the local flows):  $O(|V| |E| \log(|V|^2/|E|))$  (Algorithm by Goldberg & Tarjan (see [2]))

- Now define **quality measure** by e.g.:

$$q(G) = \sum_{s,t \in V} \max f(s,t)$$

- **Social analog** of flow: Workflow, Information-flow, "Doing favors flow" etc.



## Vitality

- **Example 2:** Mobile (Peer to Peer) communication-network: Each node should be connected to each other node by as few intermediaries as possible. → quality measure: Wiener Index

$$q(G) = \sum_{v \in V} \sum_{w \in V} d(v,w)$$

- Possible: write Wiener Index with the help of closeness centrality  $c_c(v)$

$$q(G) = \sum_{v \in V} \frac{1}{c_c(v)}$$

- Define centrality „**closeness vitality**“ of graph element  $x$  as vitality:

$$c(x) = q(G) - q(G \setminus \{x\})$$



## Vitality

- Besides vitality-based centrality  $c(x) = v(x) = q(G) - q(G \setminus \{x\})$  we may also define a centrality as max-flow betweenness: denote:  $f_{st}(G) = \max_G f(s,t)$  we may then define:

$$c(u) = \sum_{s,t \in V, s \neq u, t \neq u} \frac{f_{st}(G) - f_{st}(G \setminus \{u\})}{f_{st}(G)}$$

- The numerator denotes the amount of flow that must go through node  $u$



## Vitality

- **Example 2:** Mobile (Peer to Peer) communication-network: Each node should be connected to each other node by as few intermediaries as possible. → quality measure: Wiener Index

$$q(G) = \sum_{v \in V} \sum_{w \in V} d(v,w)$$

- Possible: write Wiener Index with the help of closeness centrality  $c_c(v)$

$$q(G) = \sum_{v \in V} \frac{1}{c_c(v)}$$

- Define centrality „**closeness vitality**“ of graph element  $x$  as vitality:

$$c(x) = q(G) - q(G \setminus \{x\})$$



## Vitality

- **Example 2:** Mobile (Peer to Peer) communication-network: Each node should be connected to each other node by as few intermediaries as possible. → quality measure: Wiener Index

$$q(G) = \sum_{v \in V} \sum_{w \in V} d(v, w)$$

- Possible: write Wiener Index with the help of closeness centrality  $c_c(v)$

$$q(G) = \sum_{v \in V} \frac{1}{c_c(v)}$$

- Define centrality „**closeness vitality**“ of graph element x as vitality:

$$c(x) = q(G) - q(G \setminus \{x\})$$



## Stress Centrality as Vitality

- **We had:** **stress centrality** of v or e is equal to number of shortest paths through v or e

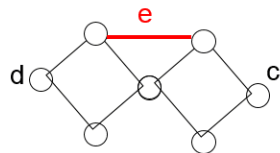
$$c_{stress}(v) = \sum_{a \in V; a \neq v} \sum_{b \in V; b \neq v} \sigma_{ab}(v) \quad c_{stress}(e) = \sum_{a \in V} \sum_{b \in V} \sigma_{ab}(e)$$

- Intuition:  $c_{stress}(v)$  seems to measure the number of shortest paths that would be lost if v wasn't available any more
- Why **can't** we directly use  $c_{stress}$  as a graph quality index to construct a vitality index ?
- → Because actual **number of shortest paths** can **INCREASE** if e.g. edge is taken away

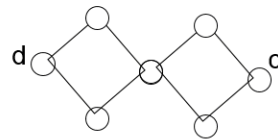


## Stress Centrality as Vitality

- **Example**



- Number of shortest paths: **54**
- Number of shortest paths containing e: 8
- $\sigma_{cd}=1$  (length 3)

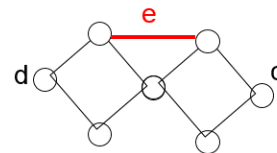


- Number of shortest paths: **64**  
(18 of them have increased in length)
- $\sigma_{cd}=4$  (length 4)

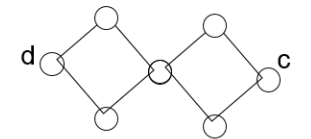


## Stress Centrality as Vitality

- **Example**



- Number of shortest paths: **54**
- Number of shortest paths containing e: 8
- $\sigma_{cd}=1$  (length 3)



- Number of shortest paths: **64**  
(18 of them have increased in length)
- $\sigma_{cd}=4$  (length 4)



## Stress Centrality as Vitality

- In order to define a vitality-like version of stress: Consider only those **shortest paths that haven't changed their length**:

$$c_{vitality}(v, G) = c_{stress}(v, G) - c_{stress}(v, G \setminus \{v\})$$

with

$$c_{stress}(v, G \setminus \{v\}) = \sum_{a \in V; a \neq v} \sum_{b \in V; b \neq v} \sigma_{ab} [d_G(a, b) = d_{G \setminus \{v\}}(a, b)]$$

(Iverson notation)

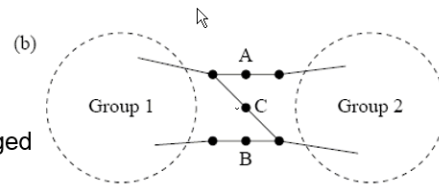


## Critique on Betweenness Based Centralities

- major **critique**: Max-Flow betweenness centrality (suggested to counteract this drawback) may exhibit **similar problems**

- here: special **Max-Flow betweenness centrality mfb**:

- limit edge capacity to one
- **mfb(i)** := maximum possible flow through i over all possible solutions to the s-t-maximum flow problem, averaged over all s and t.



(b) In calculations of flow betweenness, vertices A and B in this configuration will get high scores while vertex C will not.

Source: [5]

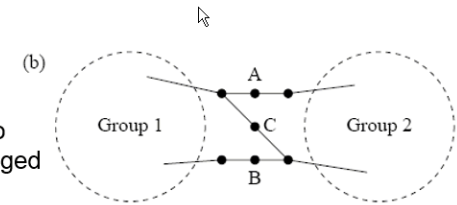


## Critique on Betweenness Based Centralities

- major **critique**: Max-Flow betweenness centrality (suggested to counteract this drawback) may exhibit **similar problems**

- here: special **Max-Flow betweenness centrality mfb**:

- limit edge capacity to one
- **mfb(i)** := maximum possible flow through i over all possible solutions to the s-t-maximum flow problem, averaged over all s and t.



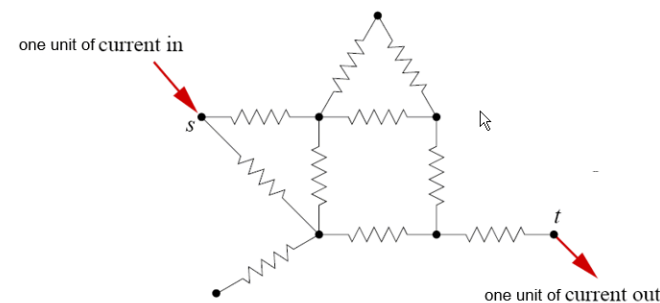
(b) In calculations of flow betweenness, vertices A and B in this configuration will get high scores while vertex C will not.

Source: [5]



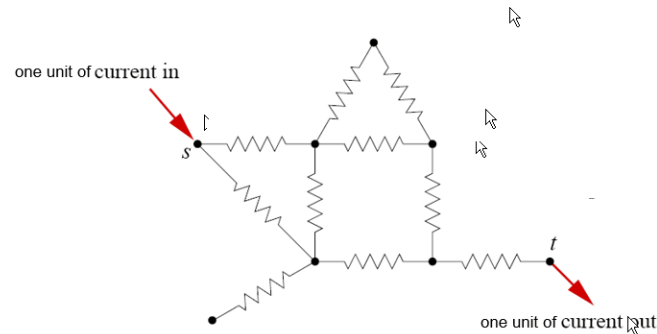
## Random Walk Centrality == Current Flow Btw. Centrality (see [5])

- flow of **electric current** in a resistor network;  
 $V_i$  = voltage (potential) at vertex i
- ↔ **Current Flow betweenness cfb** centrality :  $cfb(i)$  := amount of current that flows through i in this setup, averaged over all s and t.



## Random Walk Centrality == Current Flow Btw. Centrality (see [5])

- flow of **electric current** in a resistor network;  
 $V_i$  = voltage (potential) at vertex  $i$
- $\leftrightarrow$  **Current Flow betweenness cfb** centrality :  $cfb(i) :=$  amount of current that flows through  $i$  in this setup, averaged over all  $s$  and  $t$ .



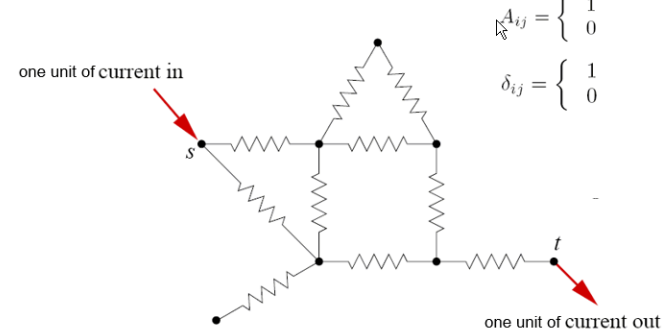
## Random Walk Centrality == Current Flow Btw. Centrality (see [5])

- Kirchhoffs point law (current conservation): total current flow in / out of node is zero:

$$\sum_j A_{ij}(V_i - V_j) = \delta_{is} - \delta_{it},$$

$$A_{ij} = \begin{cases} 1 & \text{if there is an edge between } i \text{ and } j, \\ 0 & \text{otherwise,} \end{cases}$$

$$\delta_{ij} = \begin{cases} 1 & \text{if } i = j, \\ 0 & \text{otherwise.} \end{cases}$$



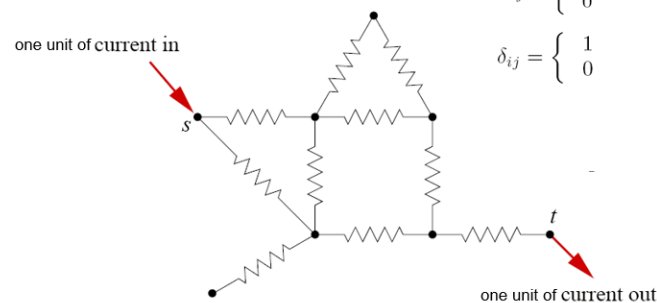
## Random Walk Centrality == Current Flow Btw. Centrality (see [5])

- Kirchhoffs point law (current conservation): total current flow in / out of node is zero:

$$\sum_j A_{ij}(V_i - V_j) = \delta_{is} - \delta_{it},$$

$$A_{ij} = \begin{cases} 1 & \text{if there is an edge between } i \text{ and } j, \\ 0 & \text{otherwise,} \end{cases}$$

$$\delta_{ij} = \begin{cases} 1 & \text{if } i = j, \\ 0 & \text{otherwise.} \end{cases}$$



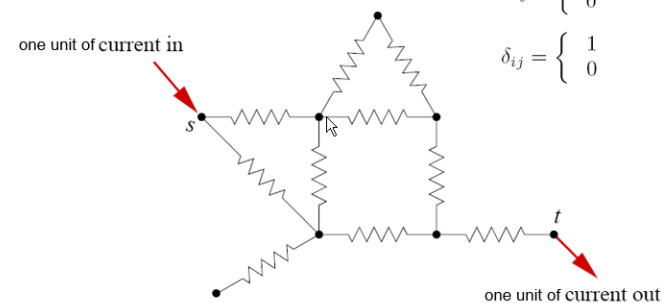
## Random Walk Centrality == Current Flow Btw. Centrality (see [5])

- Kirchhoffs point law (current conservation): total current flow in / out of node is zero:

$$\sum_j A_{ij}(V_i - V_j) = \delta_{is} - \delta_{it},$$

$$A_{ij} = \begin{cases} 1 & \text{if there is an edge between } i \text{ and } j, \\ 0 & \text{otherwise,} \end{cases}$$

$$\delta_{ij} = \begin{cases} 1 & \text{if } i = j, \\ 0 & \text{otherwise.} \end{cases}$$

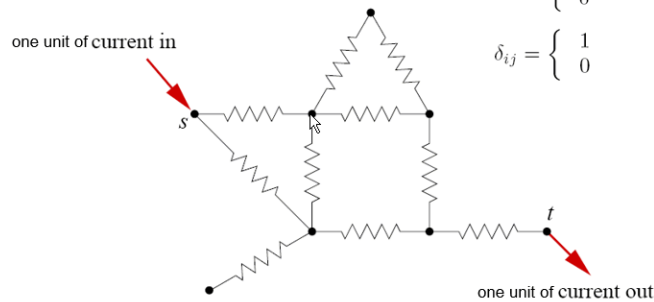


- Kirchhoffs point law (current conservation): total current flow in / out of node is zero:

$$\sum_j A_{ij}(V_i - V_j) = \delta_{is} - \delta_{it},$$

$$A_{ij} = \begin{cases} 1 & \text{if there is an edge between } i \text{ and } j, \\ 0 & \text{otherwise,} \end{cases}$$

$$\delta_{ij} = \begin{cases} 1 & \text{if } i = j, \\ 0 & \text{otherwise.} \end{cases}$$

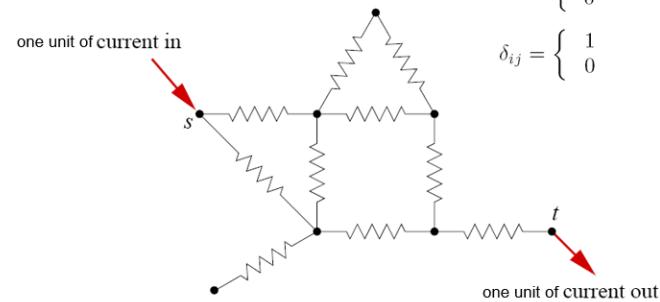


- Kirchhoffs point law (current conservation): total current flow in / out of node is zero:

$$\sum_j A_{ij}(V_i - V_j) = \delta_{is} - \delta_{it},$$

$$A_{ij} = \begin{cases} 1 & \text{if there is an edge between } i \text{ and } j, \\ 0 & \text{otherwise,} \end{cases}$$

$$\delta_{ij} = \begin{cases} 1 & \text{if } i = j, \\ 0 & \text{otherwise.} \end{cases}$$

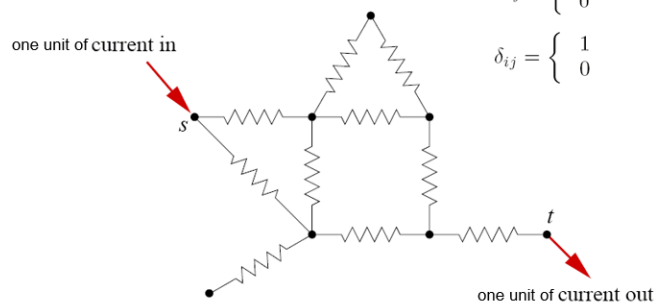


- Kirchhoffs point law (current conservation): total current flow in / out of node is zero:

$$\sum_j A_{ij}(V_i - V_j) = \delta_{is} - \delta_{it},$$

$$A_{ij} = \begin{cases} 1 & \text{if there is an edge between } i \text{ and } j, \\ 0 & \text{otherwise,} \end{cases}$$

$$\delta_{ij} = \begin{cases} 1 & \text{if } i = j, \\ 0 & \text{otherwise.} \end{cases}$$



$$\sum_j A_{ij} = k_i, \text{ the degree of vertex } i.$$

$$\sum_j A_{ij}(V_i - V_j) = \delta_{is} - \delta_{it} \longrightarrow \underbrace{(\mathbf{D} - \mathbf{A})}_{\text{"Graph Laplacian"}} \cdot \mathbf{V} = \mathbf{s}$$

$\mathbf{D}$  is the diagonal matrix with elements  $D_{ii} = k_i$

source vector  $\mathbf{s}$  
$$s_i = \begin{cases} +1 & \text{for } i = s, \\ -1 & \text{for } i = t, \\ 0 & \text{otherwise.} \end{cases}$$

$$\mathbf{V} = (\mathbf{D}_v - \mathbf{A}_v)^{-1} \cdot \mathbf{s}$$



## Random Walk Centrality == Current Flow Btw. Centrality (see [5])

$$\sum_j A_{ij} = k_i, \text{ the degree of vertex } i.$$

$$\sum_j A_{ij}(V_i - V_j) = \delta_{is} - \delta_{it} \longrightarrow \underbrace{(\mathbf{D} - \mathbf{A})}_{\text{"Graph Laplacian"}} \cdot \mathbf{V} = \mathbf{s}$$

$\mathbf{D}$  is the diagonal matrix with elements  $D_{ii} = k_i$

$$\text{source vector } \mathbf{s} \quad s_i = \begin{cases} +1 & \text{for } i = s, \\ -1 & \text{for } i = t, \\ 0 & \text{otherwise.} \end{cases}$$

$$\mathbf{V} = (\mathbf{D}_v - \mathbf{A}_v)^{-1} \cdot \mathbf{s}$$



## Random Walk Centrality == Current Flow Btw. Centrality (see [5])

$$\sum_j A_{ij} = k_i, \text{ the degree of vertex } i.$$

$$\sum_j A_{ij}(V_i - V_j) = \delta_{is} - \delta_{it} \longrightarrow \underbrace{(\mathbf{D} - \mathbf{A})}_{\text{"Graph Laplacian"}} \cdot \mathbf{V} = \mathbf{s}$$

$\mathbf{D}$  is the diagonal matrix with elements  $D_{ii} = k_i$

$$\text{source vector } \mathbf{s} \quad s_i = \begin{cases} +1 & \text{for } i = s, \\ -1 & \text{for } i = t, \\ 0 & \text{otherwise.} \end{cases}$$

$$\mathbf{V} = (\mathbf{D}_v - \mathbf{A}_v)^{-1} \cdot \mathbf{s}$$



## Random Walk Centrality == Current Flow Btw. Centrality (see [5])

$$\sum_j A_{ij} = k_i, \text{ the degree of vertex } i.$$

$$\sum_j A_{ij}(V_i - V_j) = \delta_{is} - \delta_{it} \longrightarrow \underbrace{(\mathbf{D} - \mathbf{A})}_{\text{"Graph Laplacian"}} \cdot \mathbf{V} = \mathbf{s}$$

$\mathbf{D}$  is the diagonal matrix with elements  $D_{ii} = k_i$

$$\text{source vector } \mathbf{s} \quad s_i = \begin{cases} +1 & \text{for } i = s, \\ -1 & \text{for } i = t, \\ 0 & \text{otherwise.} \end{cases}$$

$$\mathbf{V} = (\mathbf{D}_v - \mathbf{A}_v)^{-1} \cdot \mathbf{s}$$



## Random Walk Centrality == Current Flow Btw. Centrality (see [5])

$$\sum_j A_{ij} = k_i, \text{ the degree of vertex } i.$$

$$\sum_j A_{ij}(V_i - V_j) = \delta_{is} - \delta_{it} \longrightarrow \underbrace{(\mathbf{D} - \mathbf{A})}_{\text{"Graph Laplacian"}} \cdot \mathbf{V} = \mathbf{s}$$

$\mathbf{D}$  is the diagonal matrix with elements  $D_{ii} = k_i$

$$\text{source vector } \mathbf{s} \quad s_i = \begin{cases} +1 & \text{for } i = s, \\ -1 & \text{for } i = t, \\ 0 & \text{otherwise.} \end{cases}$$

$$\mathbf{V} = (\mathbf{D}_v - \mathbf{A}_v)^{-1} \cdot \mathbf{s}$$



## Random Walk Centrality == Current Flow Btw. Centrality (see [5])

$$\underbrace{(\mathbf{D} - \mathbf{A})}_{\text{Laplacian}} \cdot \mathbf{V} = \mathbf{s}$$

Laplacian is not invertible,  $\det = 0$ , because system of eq. is overdetermined  $\rightarrow$  set one  $V_v=0$  and measure voltages relative to  $v$ .  $\rightarrow$  remove the  $v$ -th row and column (since  $V_v=0$ )  $\rightarrow$  now invertible

$$\mathbf{V} = (\mathbf{D}_v - \mathbf{A}_v)^{-1} \cdot \mathbf{s} \quad (\text{matrix inversion: } O(n^3))$$

let us now add a  $v$ th row and column back into  $(\mathbf{D}_v - \mathbf{A}_v)^{-1}$  with values all equal to zero.

The resulting matrix we will denote  $\mathbf{T}$ .

$$\longrightarrow V_i^{(st)} = T_{is} - T_{it}$$

$$\longrightarrow \text{current flow at node } i: I_i^{(st)} = \frac{1}{2} \sum_j A_{ij} |V_i^{(st)} - V_j^{(st)}|$$

## Random Walk Centrality == Current Flow Btw. Centrality (see [5])

$$\underbrace{(\mathbf{D} - \mathbf{A})}_{\text{Laplacian}} \cdot \mathbf{V} = \mathbf{s}$$

Laplacian is not invertible,  $\det = 0$ , because system of eq. is overdetermined  $\rightarrow$  set one  $V_v=0$  and measure voltages relative to  $v$ .  $\rightarrow$  remove the  $v$ -th row and column (since  $V_v=0$ )  $\rightarrow$  now invertible

$$\mathbf{V} = (\mathbf{D}_v - \mathbf{A}_v)^{-1} \cdot \mathbf{s} \quad (\text{matrix inversion: } O(n^3))$$

let us now add a  $v$ th row and column back into  $(\mathbf{D}_v - \mathbf{A}_v)^{-1}$  with values all equal to zero.

The resulting matrix we will denote  $\mathbf{T}$ .

$$\longrightarrow V_i^{(st)} = T_{is} - T_{it}$$

$$\longrightarrow \text{current flow at node } i: I_i^{(st)} = \frac{1}{2} \sum_j A_{ij} |V_i^{(st)} - V_j^{(st)}|$$

## Random Walk Centrality == Current Flow Btw. Centrality (see [5])

$$\underbrace{(\mathbf{D} - \mathbf{A})}_{\text{Laplacian}} \cdot \mathbf{V} = \mathbf{s}$$

Laplacian is not invertible,  $\det = 0$ , because system of eq. is overdetermined  $\rightarrow$  set one  $V_v=0$  and measure voltages relative to  $v$ .  $\rightarrow$  remove the  $v$ -th row and column (since  $V_v=0$ )  $\rightarrow$  now invertible

$$\mathbf{V} = (\mathbf{D}_v - \mathbf{A}_v)^{-1} \cdot \mathbf{s} \quad (\text{matrix inversion: } O(n^3))$$

let us now add a  $v$ th row and column back into  $(\mathbf{D}_v - \mathbf{A}_v)^{-1}$  with values all equal to zero.

The resulting matrix we will denote  $\mathbf{T}$ .

$$\longrightarrow V_i^{(st)} = T_{is} - T_{it}$$

$$\longrightarrow \text{current flow at node } i: I_i^{(st)} = \frac{1}{2} \sum_j A_{ij} |V_i^{(st)} - V_j^{(st)}|$$

## Random Walk Centrality == Current Flow Btw. Centrality (see [5])

$$\underbrace{(\mathbf{D} - \mathbf{A})}_{\text{Laplacian}} \cdot \mathbf{V} = \mathbf{s}$$

Laplacian is not invertible,  $\det = 0$ , because system of eq. is overdetermined  $\rightarrow$  set one  $V_v=0$  and measure voltages relative to  $v$ .  $\rightarrow$  remove the  $v$ -th row and column (since  $V_v=0$ )  $\rightarrow$  now invertible

$$\mathbf{V} = (\mathbf{D}_v - \mathbf{A}_v)^{-1} \cdot \mathbf{s} \quad (\text{matrix inversion: } O(n^3))$$

let us now add a  $v$ th row and column back into  $(\mathbf{D}_v - \mathbf{A}_v)^{-1}$  with values all equal to zero.

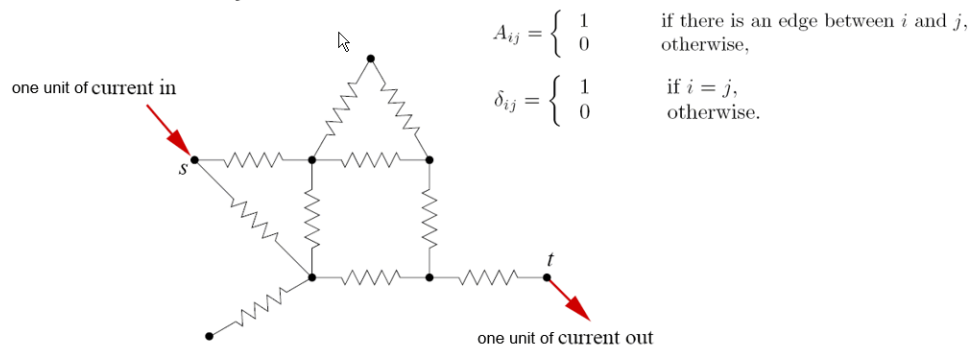
The resulting matrix we will denote  $\mathbf{T}$ .

$$\longrightarrow V_i^{(st)} = T_{is} - T_{it}$$

$$\longrightarrow \text{current flow at node } i: I_i^{(st)} = \frac{1}{2} \sum_j A_{ij} |V_i^{(st)} - V_j^{(st)}|$$

- Kirchhoffs point law (current conservation): total current flow in / out of node is zero:

$$\sum_j A_{ij}(V_i - V_j) = \delta_{is} - \delta_{it},$$



$$(\mathbf{D} - \mathbf{A}) \cdot \mathbf{V} = \mathbf{s}$$

Laplacian is not invertible, det = 0, because system of eq. is overdetermined → set one  $V_v=0$  and measure voltages relative to v. → remove the v-th row and column (since  $V_v=0$ ) → now invertible

$$\mathbf{V} = (\mathbf{D}_v - \mathbf{A}_v)^{-1} \cdot \mathbf{s} \quad (\text{matrix inversion: } O(n^3))$$

let us now add a vth row and column back into  $(\mathbf{D}_v - \mathbf{A}_v)^{-1}$  with values all equal to zero.

The resulting matrix we will denote  $\mathbf{T}$ .

$$\longrightarrow V_i^{(st)} = T_{is} - T_{it}$$

$$\longrightarrow \text{current flow at node i: } I_i^{(st)} = \frac{1}{2} \sum_j A_{ij} |V_i^{(st)} - V_j^{(st)}|$$



$$(\mathbf{D} - \mathbf{A}) \cdot \mathbf{V} = \mathbf{s}$$

Laplacian is not invertible, det = 0, because system of eq. is overdetermined → set one  $V_v=0$  and measure voltages relative to v. → remove the v-th row and column (since  $V_v=0$ ) → now invertible

$$\mathbf{V} = (\mathbf{D}_v - \mathbf{A}_v)^{-1} \cdot \mathbf{s} \quad (\text{matrix inversion: } O(n^3))$$

let us now add a vth row and column back into  $(\mathbf{D}_v - \mathbf{A}_v)^{-1}$  with values all equal to zero.

The resulting matrix we will denote  $\mathbf{T}$ .

$$\longrightarrow V_i^{(st)} = T_{is} - T_{it}$$

$$\longrightarrow \text{current flow at node i: } I_i^{(st)} = \frac{1}{2} \sum_j A_{ij} |V_i^{(st)} - V_j^{(st)}|$$



- current flow at node i:

$$I_i^{(st)} = \frac{1}{2} \sum_j A_{ij} |V_i^{(st)} - V_j^{(st)}|$$

$$= \frac{1}{2} \sum_j A_{ij} |T_{is} - T_{it} - T_{js} + T_{jt}|, \quad \text{for } i \neq s, t.$$

- unit current flow at nodes s and t:

$$I_s^{(st)} = 1, \quad I_t^{(st)} = 1.$$

- cfb(i) (denoted as  $b_i$ ) is then:

$$b_i = \frac{\sum_{s < t} I_i^{(st)}}{\frac{1}{2} n(n-1)}.$$

(takes  $O(m^2)$  for all i) → (plus matrix inversion:)  $O((m+n)^2)$  for everything





- current flow at node i:

$$I_i^{(st)} = \frac{1}{2} \sum_j A_{ij} |V_i^{(st)} - V_j^{(st)}|$$

$$= \frac{1}{2} \sum_j A_{ij} |T_{is} - T_{it} - T_{js} + T_{jt}|, \quad \text{for } i \neq s, t.$$

- unit current flow at nodes s and t:

$$I_s^{(st)} = 1, \quad I_t^{(st)} = 1.$$

- cfb(i) (denoted as  $b_i$ ) is then:

$$b_i = \frac{\sum_{s < t} I_i^{(st)}}{\frac{1}{2} n(n-1)}.$$

(takes  $O(m n^2)$  for all i) →  
(plus matrix inversion:)  
 $O((m+n) n^2)$  for everything

- current flow at node i:

$$I_i^{(st)} = \frac{1}{2} \sum_j A_{ij} |V_i^{(st)} - V_j^{(st)}|$$

$$= \frac{1}{2} \sum_j A_{ij} |T_{is} - T_{it} - T_{js} + T_{jt}|, \quad \text{for } i \neq s, t.$$

- unit current flow at nodes s and t:

$$I_s^{(st)} = 1, \quad I_t^{(st)} = 1.$$

- cfb(i) (denoted as  $b_i$ ) is then:

$$b_i = \frac{\sum_{s < t} I_i^{(st)}}{\frac{1}{2} n(n-1)}.$$

(takes  $O(m n^2)$  for all i) →  
(plus matrix inversion:)  
 $O((m+n) n^2)$  for everything

- current flow at node i:

$$I_i^{(st)} = \frac{1}{2} \sum_j A_{ij} |V_i^{(st)} - V_j^{(st)}|$$

$$= \frac{1}{2} \sum_j A_{ij} |T_{is} - T_{it} - T_{js} + T_{jt}|, \quad \text{for } i \neq s, t.$$

- unit current flow at nodes s and t:

$$I_s^{(st)} = 1, \quad I_t^{(st)} = 1.$$

- cfb(i) (denoted as  $b_i$ ) is then:

$$b_i = \frac{\sum_{s < t} I_i^{(st)}}{\frac{1}{2} n(n-1)}.$$

(takes  $O(m n^2)$  for all i) →  
(plus matrix inversion:)  
 $O((m+n) n^2)$  for everything

- cfb == **random walk betweenness** centrality (rwb):

- rwb(i): move around „messages“: start (absorbing) random walk at s, end at t:  
**rwb(i)** := net number of times that a message passes through i on its journey (averaged over a large number of trials and averaged over s, t)  
 („net“ number of times: „cancel back and fourth passes“)

- if in i, probability that in next step j:

$$M_{ij} = \frac{A_{ij}}{k_j}, \quad \text{for } j \neq t,$$

$$M = A \cdot D^{-1} \quad \text{with } D = \text{diag}(k_i)$$

$$D_{ii} = k_i$$